

# S1 Numeracy in Home Economics Homework

Name \_\_\_\_\_

Class \_\_\_\_\_

1. Shade in the amount of liquid in each measuring jug.

(4)

100ml



250ml



125ml




75ml



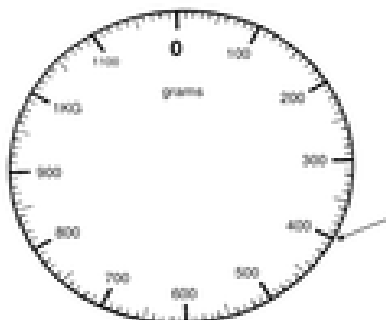
2. Draw the pointer on the scales below showing the amounts.

(3)

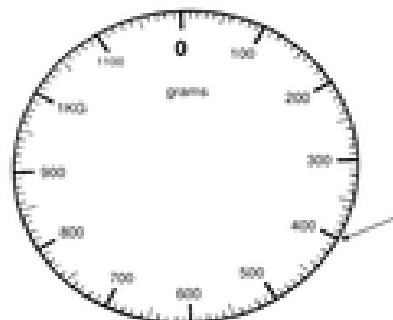
100g



50g



150g



3. Look at the ingredients needed to makes 6 small scones. (6)

**100g SR Flour**

**25g Margarine**

**60ml milk**

**25g sugar**

a) How much sugar is needed? \_\_\_\_\_

b) How many 15ml spoons of milk are needed? \_\_\_\_\_

c) If you want to make 12 small scones how much of each ingredient would you need?

Flour	grams
Margarine	grams
Milk	ml
Sugar	grams

4. Below is a picture of the scone dough. Divide it into 6 equal pieces. (1)



5. If the scones take 10 minutes to cook and you put them in the oven at 11.25am what time should they be ready? \_\_\_\_\_ (1)